

How the Poison Control Center Can Help:




- Fast, free hotline, 24 hours a day at 1-800-222-1222 (VTTY)
- Speak to doctors, nurses, and pharmacists right away for any type of poisoning or medication error — even for emergencies!
- Order free poison prevention materials to share with family and friends. Visit FloridaPoisonControl.org or call 1-800-222-1222 to order.



Preventing Poisonings After a Hurricane



*Fast, free hotline, 24 hours a day
at 1-800-222-1222 (VTTY)*

-  FloridaPoisonControl.org
-  [Florida's Poison Control Centers](https://www.facebook.com/FloridaPoisonControlCenters)
-  [@FloridaPoison](https://twitter.com/FloridaPoison)

Sponsored by Florida's Poison Control Centers and
the State of Florida, Department of Health

*Fast, Free Hotline,
24 Hours a Day*



Preventing Poisonings After a Hurricane

For poisoning emergencies or questions,
call 1-800-222-1222

After a natural disaster, poison control centers see an increase in poisonings. This brochure contains the most common poisonings after a hurricane and offers tips on how to keep your family safe.

Carbon Monoxide Poisoning



Carbon monoxide (CO) is a non-irritating, odorless, colorless gas present in the exhaust/smoke from:

- Portable, gasoline-powered generators
- Vehicles
- Grills (charcoal, wood or gas)
- Lawn equipment (gas-powered leaf blowers)
- Tools (compressors and saws)

Symptoms may include:

- Fatigue, weakness
- Headache
- Nausea and/or vomiting
- Dizziness
- Confusion or bizarre behavior
- Loss of consciousness

If you suspect carbon monoxide poisoning, seek fresh air immediately and call 1-800-222-1222. Serious CO poisonings may require emergency medical care.

Generator Safety



NEVER use a generator inside a home, garage, or carport.

Place generator outside at least 20+ feet away from windows, doors, and A/C intake vents.

Install a battery-powered carbon monoxide detector near sleeping areas on every floor of your home.

Medication Mistakes



Before a storm:

- Have a plan to keep refrigerated medications cool in case of a power outage.
- Keep a list of medications, supplements, vitamins, and health insurance information in water resistant bags/containers.

During a power outage:

- Use a flashlight to make sure you're taking the correct medication (dose, timing, method).
- Secure medications in child-resistant packaging to prevent access by children or pets, even if in a "go-bag" or travel kit.
- Call 1-800-222-1222 if you make a medication mistake, any time 24/7, for immediate help.

Food & Water Safety



Keep fridge and freezer doors closed to maintain cold temperatures as long as possible.

In a power outage, food will generally stay safe:

- In a cold fridge – 4 hours
- In a half-full freezer – 24 hours
- In a full freezer – 48 hours
- When in doubt, throw it out!

Don't store water in chemical jugs or containers used for non-edible products.

Chemicals & Cleaning Products



Use gloves when cleaning with chemicals.

Follow all dilution instructions.

Do not mix chemicals.

Open windows and doors to provide good air flow when cleaning.

Bites & Stings



Be extra cautious while moving debris. You may find snakes, bugs, or spiders in homes, yards, and pools after a storm.

When cleaning up debris, wear protective clothing, including gloves, long pants, and closed shoes.

For any bite or sting, call 1-800-222-1222 for help.

